



Instruction for Use EN

Aegis Hand Shower Filter



Description

The filter of the T-safe Pro Water Filter range is based on hollow fiber membrane technology and is specifically designed to remove bacteria such as, but not limited to, *Legionella pneumophila* from tap water in order to prevent infections in commercial settings.

T-safe Aegis Hand Shower Filter is equipped with a male ½” thread. The filters are supplied with a water flow regulator, which protects the filters against sudden water pressure peaks.

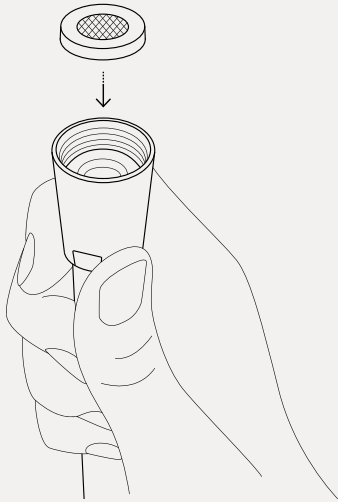
T-safe Aegis Hand Shower Filter will effectively retain bacteria for a maximum period of up to 92 days, within the limitations of use as described herein.

This IFU covers the following products

Item	Code
Aegis Hand Shower Filter	02-803400
Replacement Filter	02-000300
Dummy Cartridge	02-000122

Installation

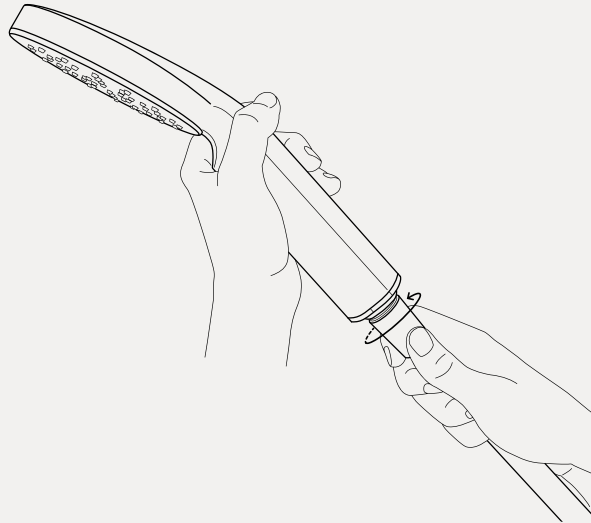
1



Remove the old gasket from the shower hose and insert the new gasket provided in the packaging.

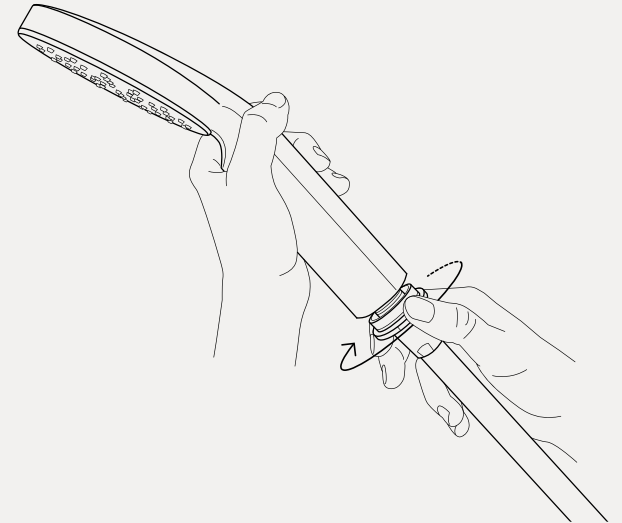
This step must be done each time a new T-safe filter is installed to ensure a secure and leak-free connection.

2



Hand-tighten the shower filter to the hose.

3



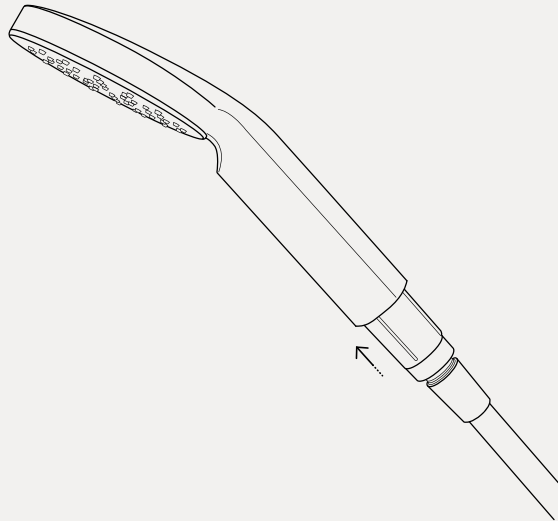
Unscrew the locking ring at the bottom of the shower filter by turning it counterclockwise by hand.

4



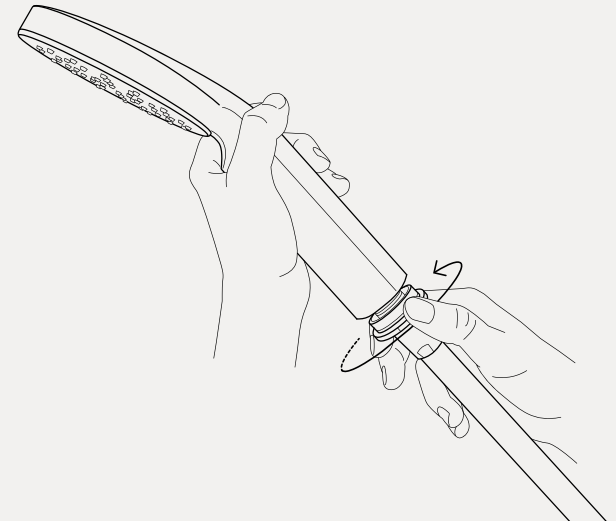
Remove the shower handle from the filter. Then, ensure the filter is firmly tightened to the hose so that no water leakage occurs.

5



Push the filter back into the shower handle.

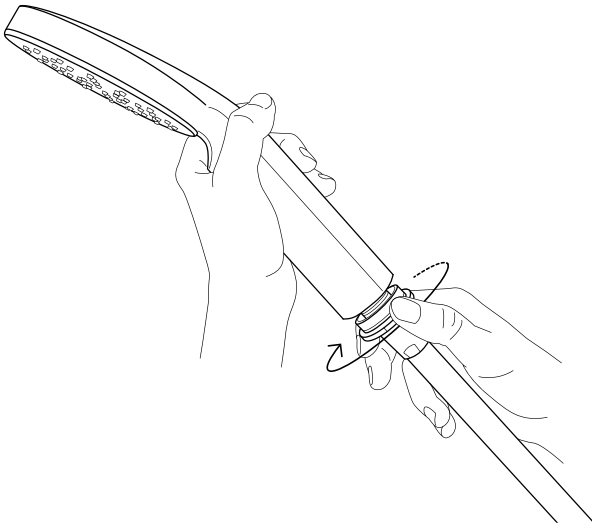
6



Reattach the locking ring to the shower handle by turning it clockwise to securely hold the filter in place.

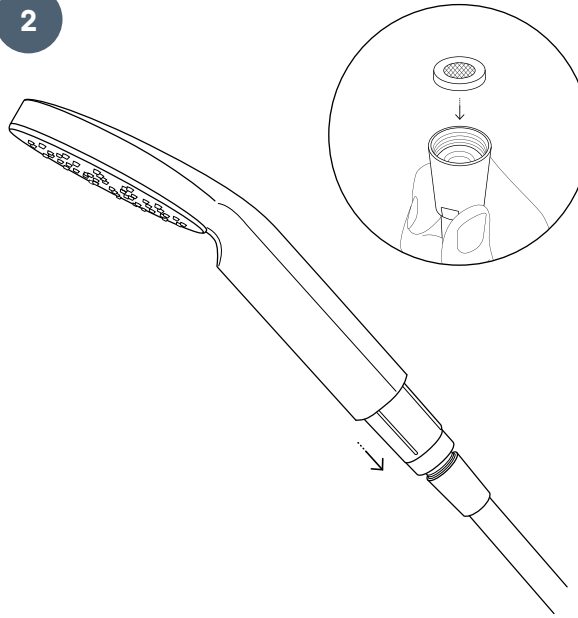
Replacement of filter or installation of dummy

1



Unscrew the locking ring at the bottom of the shower filter by turning it counterclockwise by hand.

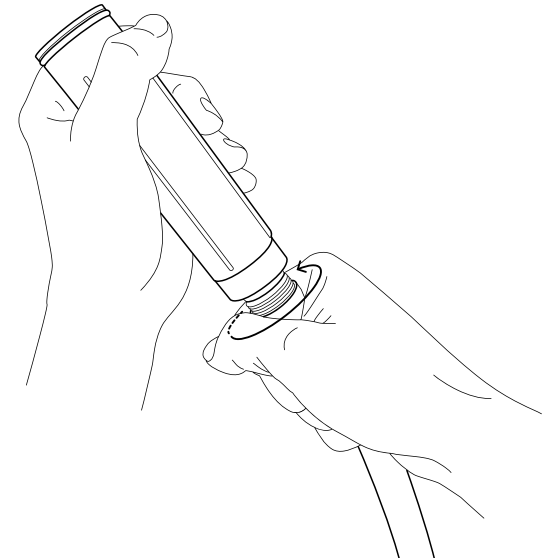
2



Remove the shower handle from the filter. Replace the used filter with a new one or install a dummy cartridge if unfiltered water is desired.

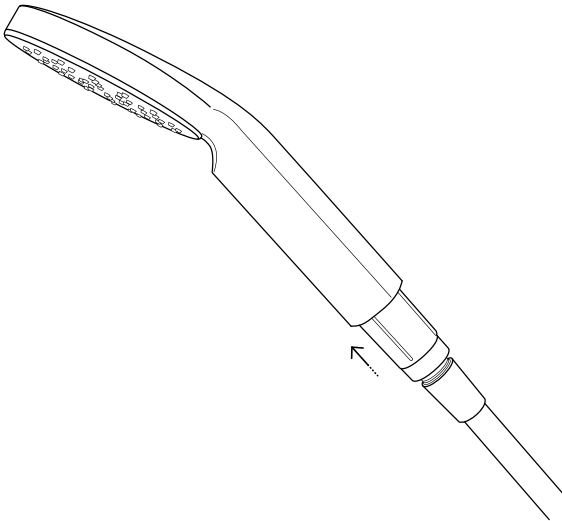
Important: Always replace the gasket in the shower hose during this step.

3



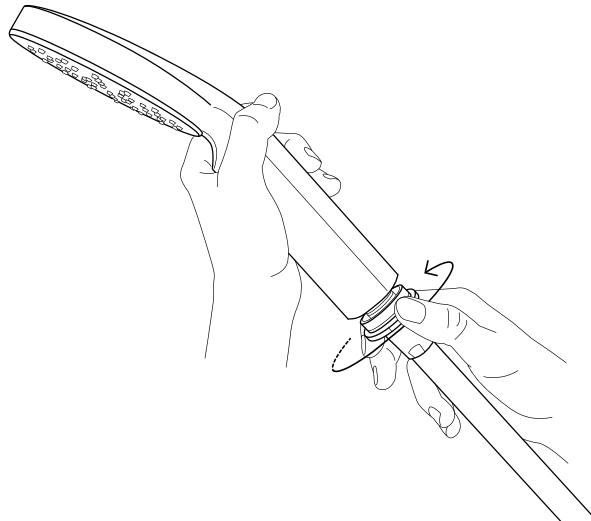
Ensure the filter is firmly tightened to the hose to prevent any water leakage.

4



Push the filter back into the shower handle.

5



Reattach the locking ring to the shower handle by turning it clockwise to securely hold the filter in place.

Information

Cleaning

If professional cleaning procedures are in place, the external surfaces of the filter product may be cleaned using a new disposable wipe. Extra care should be taken to not contaminate any outlet of the filter product. Do not disconnect the filter during cleaning.

Disposal

The filter cartridge and non-metallic parts can be disposed with ordinary waste in accordance with applicable local regulations under the waste category number 180104 and in accordance to EU Directive 75/442/EEC.

Exposure to Chemical and Thermal Water Treatment

The filter can tolerate the following continuous disinfection treatments:

- 30 ppm chlorine dioxide
- 15 ppm free chlorine (hypochlorite)
- 10 ppm ozone
- 1 ppm hydrogen peroxide
- 1 ppm monochloramine

Storage

– non-commissioned filter

The product must be stored at temperatures between 5° C and 40° C and at a humidity of max. 60 %. Expiry date: See label on the packaging or marking on the product.

Shock Treatment

- Up to 1000 ppm free chlorine for 1 hour at room temperature
- pH 12 for 1 hour at room temperature
- 1000 ppm peracetic acid for 2 hours at 60° C

The filter can tolerate thermal disinfection up to 6 times in the lifetime of the filter under the following conditions: 70° C for 5 minutes.

Precautions

- Do not use the filter if the package is open or damaged, or filter is visually damaged
- Do not disconnect the filter during the period of use
- Avoid mechanical impact and do not strike the filter with heavy or metallic objects, as this may damage the filter
- The outlet of the filter should not come into direct contact with skin or hair
- The filter must not be used continuously with water temperatures above 60° C. Optimal working range 10° C - 45° C
- The filter cannot tolerate pressure above 5 bar
- If the filter is subjected to excessively high water pressure, this will cause the filter to collapse (sudden decrease in water flow). The filter must then be discarded
- The filter cannot be "backwashed"
- The contamination level and the amount of filter-blocking particles and substances in the water might reduce the lifetime of the filter
- The filter cannot be rinsed or cleaned in a dishwasher or autoclave
- The filter must be discarded if the expiry date has passed
- Do not modify or make changes to the filter or the adaptor

Note

- Do not use the water for contact lenses
- The quality of the water is not suitable for pharmaceutical use
- The filter will neither alter the taste or odour nor the chemical composition in the water and does not cause any changes in concentration of salts, metals, lime scale, chemicals, pesticides and dyes

No liability is accepted for misprints or typographical errors.



T-safe A/S

Gydevang 1

3450 Allerød, Denmark

+45 48 17 22 82

info@t-safe.com

t-safe.com