

Installation Guide

Shower Panel Adapter f. RADA S.PA

01-990287

Intended use

The shower panel adapter is intended to facilitate the installation of the T-safe Easy-Fix Shower Filter to RADA S.PA 1 Shower Panels.

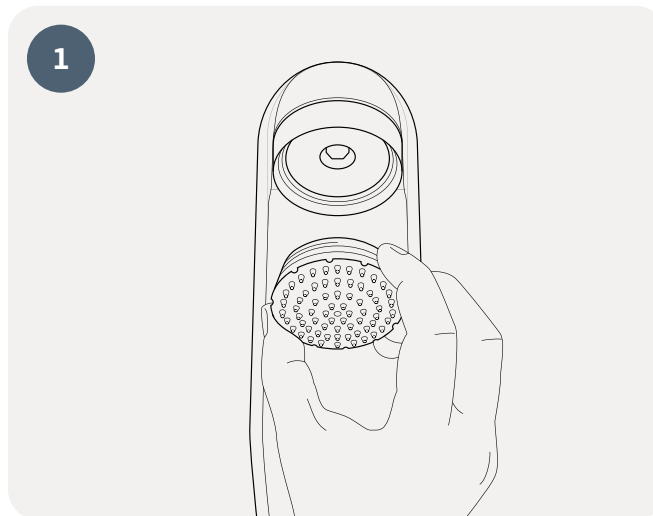
This shower panel adapter is compatible with the following RADA shower panels:

- S.PA 1

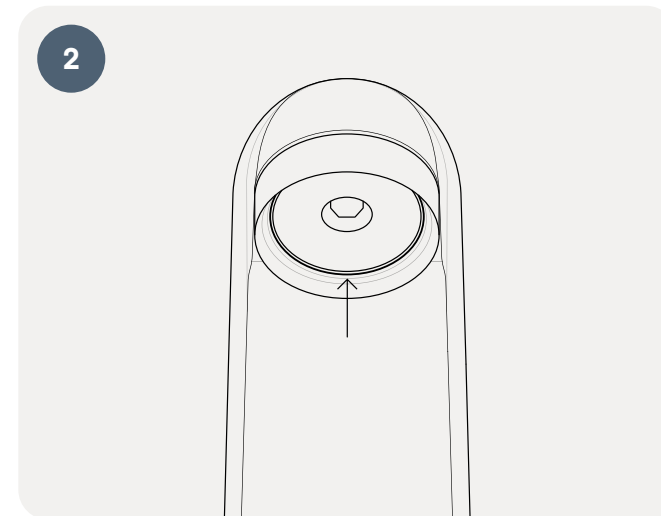
T-safe A/S

Gydevang 1
3450 Allerød, Denmark

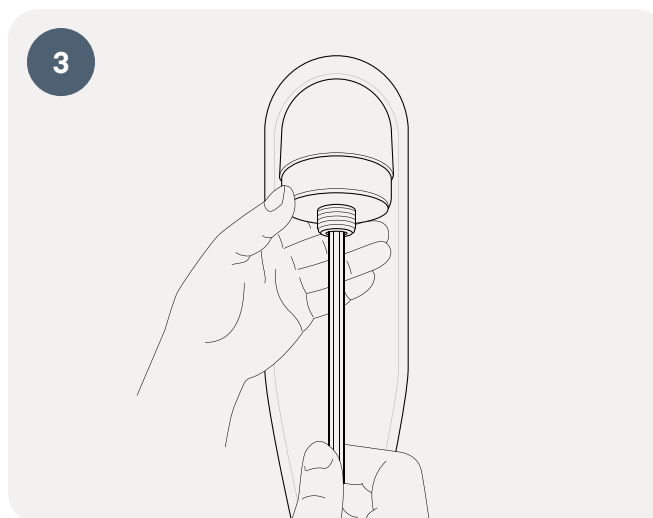
+45 48 17 22 82
info@t-safe.com
www.t-safe.com



1 Remove the spray plate and the flow restrictor from the RADA S.PA 1 Shower Panel. Keep these parts in a safe place so they can be reinstalled later if necessary.



2 Ensure that the O-ring is in place.



3 Fit the adapter in place and tighten it by using a HEX 10 Allen Key.



4 Connect the T-safe Easy-Fix Shower Filter (02-092031) to the 1/2" thread.

Note: If the flow restrictor on the shower panel is not removed, it will reduce the flow performance of the shower filter installed.