

Instruction for Use

| Easy-Fix Shower Filter

Tsafe

Easy-Fix Shower Filter

Description

The Easy-Fix Shower Filter of the T-safe Pro Water Filtration range is specifically designed to remove bacteria such as, but not limited to, *Legionella pneumophila* and *Pseudomonas aeruginosa* from tap water to prevent infections in commercial and public settings..

T-safe Easy-Fix Shower Filter is a complete unit equipped with a female ½" thread. The filter is supplied with a water flow regulator, which protects the filter against sudden water pressure peaks.

T-safe Easy-Fix Shower Filter will effectively retain bacteria for a maximum period of up to 92 days, within the limitations of use as described herein.

This IFU covers the following products:

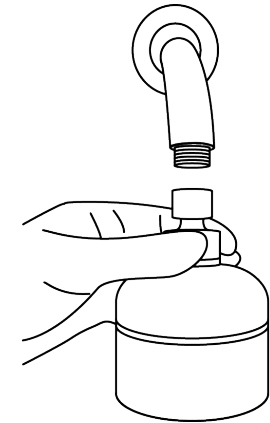
| Item | Code |
|------------------------------------|-----------|
| Easy-Fix Shower Filter | 02-092031 |
| Replacement Filter (filter only) | 02-000200 |
| Replacement Filter (complete unit) | 02-000201 |

Installation of complete unit

Install the product directly from the packaging and ensure that the filter does not come into contact with sources of contamination before being installed.

1

Mount the complete unit on a standard ½" thread (male). Make sure to tighten so no leaking occurs.

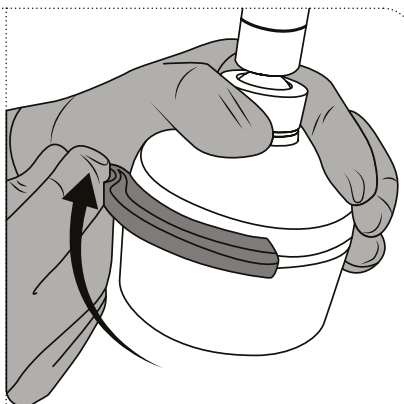


Installation of Replacement Filter (filter only)

Install the product directly from the packaging and ensure that the replacement filter does not come into contact with sources of contamination before being installed.

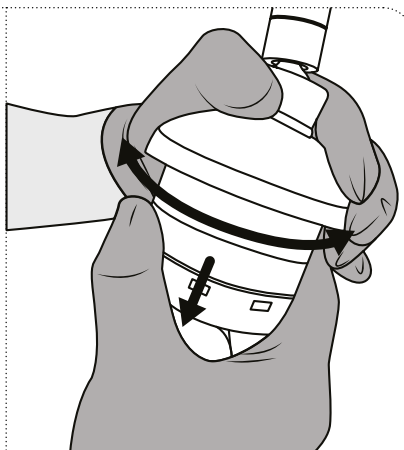
1

Remove cover from body. Use the attached tool and turn the locking ring left (clockwise).



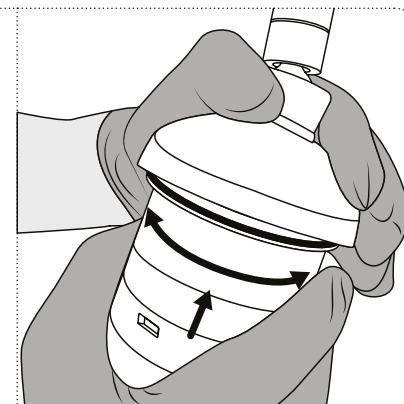
2

By gently turning and pulling the filter, it is easy to remove the used filter. Make sure the used filter is correctly disposed.



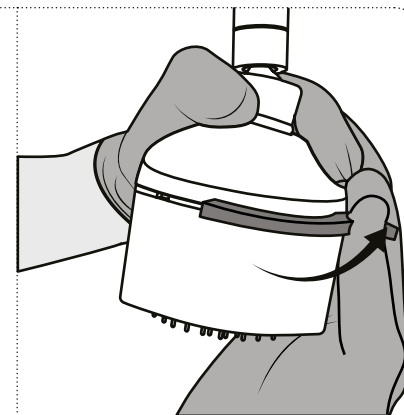
3

Insert the new filter by pressing and turning.



4

Apply the cover to the body. Fix the cover to the body by turning the locking ring counter-clockwise.



Installation of Replacement Filter (complete unit)

Install the product directly from the packaging and ensure that the replacement filter does not come into contact with sources of contamination before being installed.

1

Remove the used filter from the ball joint by unscrewing the complete unit and mount the new complete filter unit. Make sure to tighten so no leaking occurs.



Cleaning

If professional cleaning procedures are in place, the external surfaces of the filter product may be cleaned using a new disposable wipe. Extra care should be taken to not contaminate any outlet of the filter product. Do not disconnect the filter during cleaning.

Exposure to Chemical and Thermal Water Treatment

The filter can tolerate the following continuous disinfection treatments:

- 30 ppm chlorine dioxide
- 15 ppm free chlorine (hypochlorite)
- 10 ppm ozone
- 30 ppm hydrogen peroxide
- 10 ppm chloramine

Shock Treatment:

- Up to 1000 ppm free chlorine for 1 hour at room temperature
- pH 12 for 1 hour at room temperature
- 1000 ppm peracetic acid for 2 hours at 60° C

The filter can tolerate thermal disinfection up to 6 times in the lifetime of the filter under the following conditions: 70° C for 5 minutes.

Disposal

The filter cartridge and non-metallic parts can be disposed of with ordinary waste following applicable local regulations under the waste category number 180104 in accordance with EU Directive 75/442/EEC.

The Lead-Free brass metal parts can be cleaned, descaled and disinfected to be reused with a replacement filter cartridge. When disposing of the metal parts please make sure the items are recycled correctly following local guidelines.

Storage – non-commissioned filter

The product must be stored at temperatures between 5° C and 40° C and at a humidity of max. 60 %. Expiry date: See label on the packaging or marking on the product.

Precautions

- Do not use the filter if the package is open or damaged, or filter is visually damaged
- Do not disconnect the filter during the period of use
- Avoid mechanical impact and do not strike the filter with heavy or metallic objects, as this may damage the filter
- The outlet of the filter should not come into direct contact with skin or hair
- The filter must not be used continuously with water temperatures above 60° C. The optimal working range is 10° C - 45° C.

- The filter cannot tolerate pressure above 5 bar
- If the filter is subjected to excessively high water pressure, this will cause the filter to collapse (sudden decrease in water flow). The filter must then be discarded
- The filter cannot be "backwashed"
- The contamination level and the amount of filter-blocking particles and substances in the water might reduce the lifetime of the filter
- The filter cannot be rinsed or cleaned in a dishwasher or autoclave
- The filter must be discarded if the expiry date has passed
- Do not modify or make changes to the filter or the adaptor

NOTE

- Do not use the water for contact lenses
- The quality of the water is not suitable for pharmaceutical use
- The filter will neither alter the taste or odor nor the chemical composition in the water and does not cause any changes in the concentration of salts, metals, lime scale, chemicals, pesticides, and dyes

No liability for misprints or typographical errors.



T-safe A/S

Gydevang 1
3450 Allerød
Denmark

t: +45 48 17 22 82
e: info@t-safe.com

t-safe.com